

ELECTRO-HYDRAULIC PUMPS



Contents

General Information	pag. 3 - 11
EP - Electro Hydraulic Pumps for lifting	pag. 12
SE - Electro Hydraulic Pumps for steering	pag. 17

GENERAL INFORMATION

INTRODUCTION

-This catalogue is published by

HANSA-TMP srl
Via Martin Luther King, 6
I - 41100 MODENA Italy

Issue number : **HT 38 / A / 102 / 1004 / E**
Replace all previous edition

We design and manufacture :

- D.C. motors with winding :
 - series wound
 - compound wound
 - shunt wound
 - separately excited
- D.C. Permanent Magnet Motors
- Electro-hydraulic pumps for lifting
- Electro-hydraulic pumps for steering
- A.C. and D.C. geared motors
- A.C. and D.C. drive wheels

Our motors are manufactured with :

- High efficiency
- Protection from IP 20 up to IP 65
- Class H and F materials
- IEC and European Standards compliance
- Special models on request
- High efficiency armature core lamination
- they are available :
 - ventilated
 - not ventilated
 - with forced ventilation

All products are manufactured in compliance with IEC and European standards.

Permanent Magnet Motors

Simplicity in construction, high performances with optimum efficiency and long stable life are the most important features of our permanent magnet motors.

Wound Field Motors

During the wound field motor design and development we have taken into consideration all the technical and commercial aspects, which are required to meet every kind of applications.

For this reason all of the important components used on our motors have been specifically selected, are of a very high quality and they are used on every models.

This philosophy enable us to provide reliable motors even when they are used in the heaviest conditions.

Electro-hydraulic pumps for steering

The hydrostatic steering system is used in vehicles where the driver has to control large loads with minimum effort and where confort and safety are essential.

We have designed and developed a range of electro-hydraulic pumps which are suitable for this kind of application. When the steering wheel is turned the steering unit measures an oil volume, which is proportional to the steering-wheel rotation. The oil is supplied by the electro-hydraulic pump to the steering unit and from steering unit into the chamber of the steering cylinder.

Electro-hydraulic pumps for lifting and traction applications

The electro-hydraulic pumps consist of a permanent magnet motor or wound field motor of an integrated gear pump. Sometime different kinds of pumps or multiple-stage pumps are utilised to meet specific inquiries.

The type of winding determines the electro-hydraulic performance, in particular the idling and full load speed variations.

We are able to supply compound, series and shunt wound motors and consequently can provide customers with the best combination to meet their specific requirement

GENERAL INFORMATION (continued)

DESIGN FEATURES

Type of winding

- The motor range includes :
 - Wound field motors
 - Series wound
 - Compound wound
 - Shunt wound
 - Permanent Magnet motor

Enclosure

- Enclosure from IP 20 up to IP 56 can be supplied.

Insulation Class F

- Achieved by class H insulated wire, in conjunction by epoxy paints and resins. This guarantees high strength and reliability at up to 155°C winding temperature.

Bearings

- Selected quality ball bearings with double shield and internal lubrication. On request high temperature grease or C3 tolerance bearings can be supplied.

Brushes

- Made of carbon or graphite-metal depending on the motor characteristic. Easy to reach and maintain or, if necessary replace.

Accessories

- Available on request : electromagnetic brakes, start contactors, thermal protection and detectable wear system, worm and planetary gearboxes, tachogenerator or encoder, forced ventilation, foot mounting adapter.

Motor

Characteristics - Speed and torque of a D.C. motor , and therefore also volumetric flow and pressure of the driven pumps, are interrelated as shown in the graphs. The type of winding determines the curve shape.

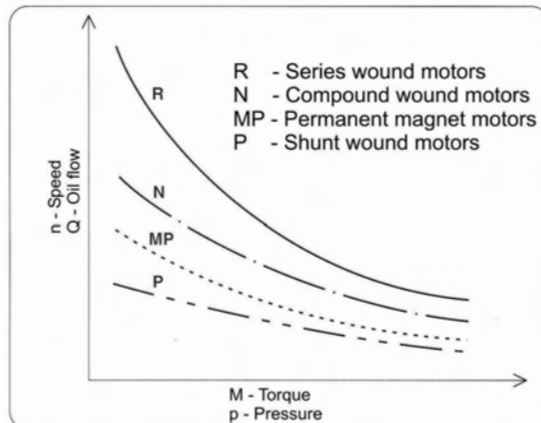
Series wound motors are characterized by excellent starting torque.

One should also note the high idle speed.

Shunt wound motors have the benefit of maintaining a practically constant speed irrespective of load variation; they have low starting torque and high starting current.

Permanent Magnet motors perform like shunt wound motors but in permanent magnet motors generally the variation in speed is greater as load changes.

As on see from the diagram, compound wound motors have intermediate features in comparison with series and shunt wound motors.



GENERAL INFORMATION (continued)

DUTY TYPES

The dimensioning of D.C. motors and electro-hydraulic pumps is based on the duty types. In particular the output power (Pr) depends on the temperature (T) reached by the motor.

The most important are :

Continuous running duty type S1

Operation at constant load, the duration of which is sufficient to achieve thermal equilibrium. This is the continuous duty condition equivalent to maximum performance of the motor.

Short time - duty type S2

Operation at constant load, of short duration, without thermal equilibrium being reached . A no load period follows, sufficient for the motor to return to ambient temperature.

Example : S2 – 60 min.

The motor runs continuously for 60 minutes, and stops a time sufficient to return to ambient temperature.

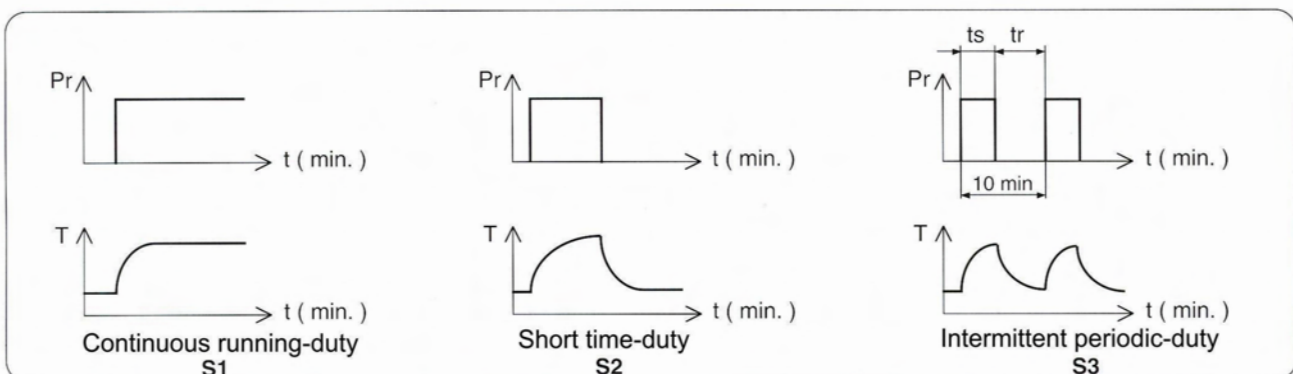
Intermittent periodic-duty type S3

Operations which consist of a sequence of uniform cycles (duty-cycle 10 min.) consisting of a period at constant load (ts) and a no load period (tr)

Example : S3 – 30%

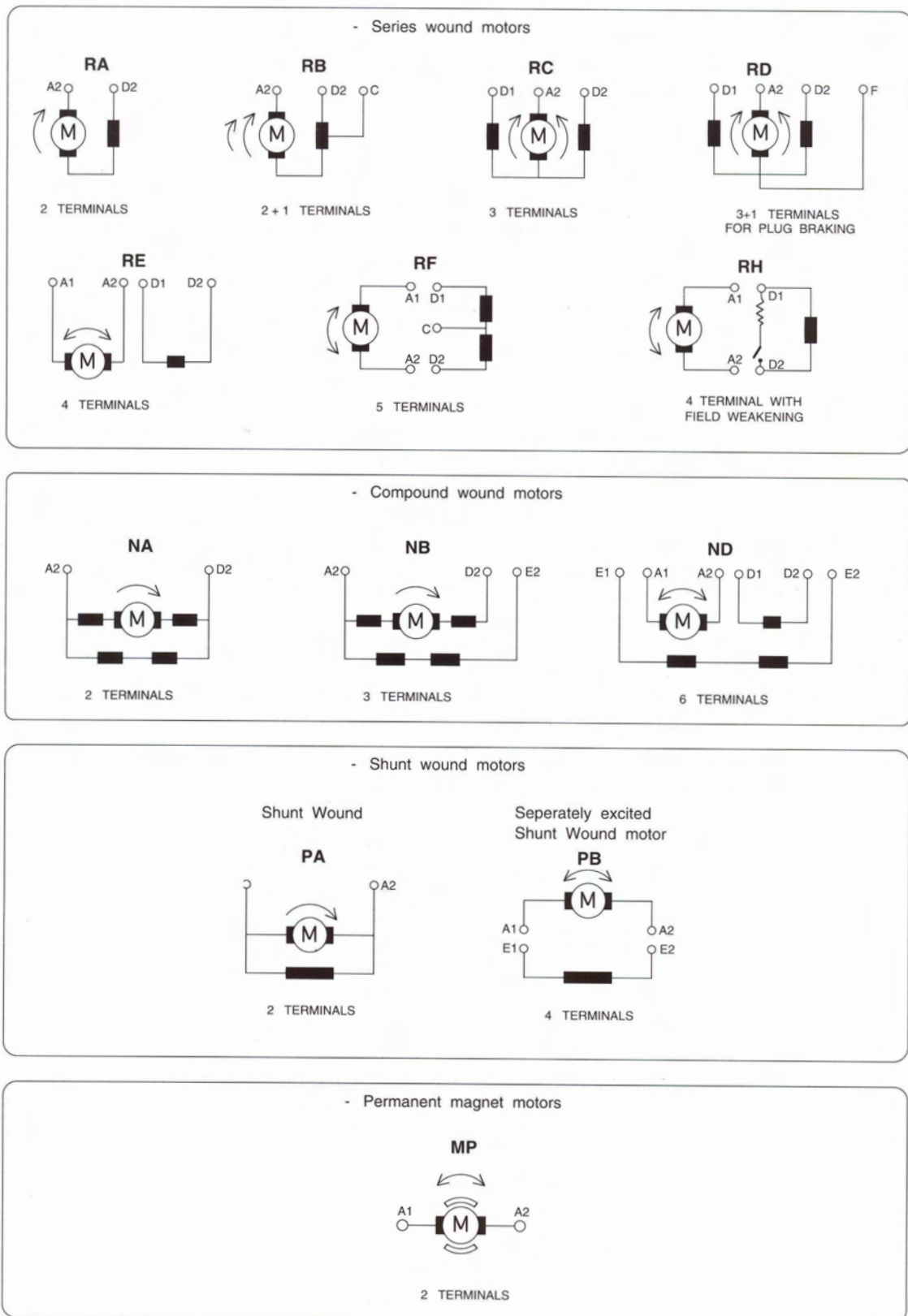
The motor runs 3 minutes and stops 7 minutes.

$$S3 (\%) = \frac{t_s}{t_s + t_r} \times 100$$



GENERAL INFORMATION (continued)

TYPICAL MOTOR CONNECTION



GENERAL INFORMATION (continued)

ENCLOSURE

Table I

0	No protection
1	Protected against solid bodies of size over 50 mm.
2	Protected against solid bodies of size over 12 mm.
3	Protected against solid bodies of size over 2,5 mm.
4	Protected against solid bodies of size over 1 mm.
5	Protected against dust
6	Totally protected against dust

Table II

0	No protection
1	Protected against dripping vertical water.
2	Protected against spraying water up to 15°
3	Protected against rain.
4	Protected against sprays of water.
5	Protected against jets of water.
6	Protected against waves of water.
7	Protected against immersion.
8	Protected against submersion.

The degree of protection of electric motor cover is expressed by the two letter IP followed by two numbers. The first number (see table I) is the degree of protection against solid bodies as indicated. The second number (see table II) is the degree of protection against harmful penetration of water.

Example : Protection IP 44 = Protected against 1mm. solid parts and water spray.

USEFUL FORMULAS

Pa = Input Power (kW)

Pr = Output power (kW)

U = Voltage (Volt)

I = Current (Ampere)

Q = Pump delivery (lt / min.)

p = Pressure (bar)

M = Torque (Nm)

n = Speed (n / min.)

η = Efficiency (%)

Power

$$Pa = U \times I$$

$$Pr = 0,105 \times M \times n$$

$$Pr = \frac{Q \times p}{600}$$

Torque

$$M = 9,55 \times \frac{Pr}{n}$$

Efficiency

$$\eta = \frac{Pr}{Pa}$$

ELECTRIC D:C: MOTORS ORDER CODE

	CA	2000	24	2000	151	RA	VA	Q
- TYPE	_____							
- POWER (W)	_____							
- VOLTAGE (V)	12, 24, 36, 40, 48, 60, 72, 80							
- MOTOR SPEED (n / min.)	_____							
- MOTOR DIAMETER (mm.)	_____							
- TYPE OF WINDING	_____							
- TYPE OF FAN	_____							
- NUMBER OF BRUSHES	_____							

TYPE

CA	Wound Field Motor
MP	Permanent Magnet Motor

MOTOR DIAMETER





We built electric D.C. motors with following diameters:
102, 113, 125, 151, 191, 244. (mm.)

TYPE OF WINDING

We can supply: series wound **RA** or **RB**, compound wound **NA**, shunt wound **PA** and permanent magnet **MP**.

TYPE OF FAN

Identifiable from external appearance

			
fan cooled motors			motor without fan





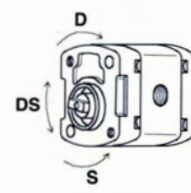
NUMBER OF BRUSHES

Z 2 brushes	Q 4 brushes	TB 8 brushes	TC 12 brushes
--------------------	--------------------	---------------------	----------------------

ACCESSORIES AVAILABLE ON REQUEST

- Start contactors
- Foot mounting
- Thermal protections and detectable wear systems

ELECTRIC - HYDRAULIC PUMP ORDER CODE

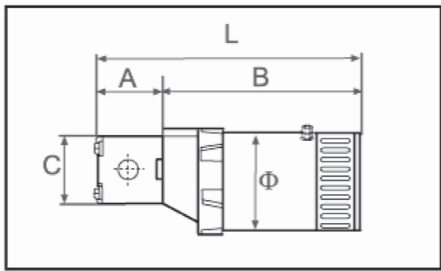
	<div style="display: flex; justify-content: space-around; align-items: center;"> <div style="border: 1px solid black; padding: 2px;">EP</div> <div style="border: 1px solid black; padding: 2px;">3000</div> <div style="border: 1px solid black; padding: 2px;">24</div> <div style="border: 1px solid black; padding: 2px;">1580</div> <div style="border: 1px solid black; padding: 2px;">151</div> <div style="border: 1px solid black; padding: 2px;">RA</div> <div style="border: 1px solid black; padding: 2px;">VA</div> <div style="border: 1px solid black; padding: 2px;">Q</div> <div style="margin: 0 5px;">+</div> <div style="border: 1px solid black; padding: 2px;">4 GR2 S V</div> </div>																																										
<ul style="list-style-type: none"> - TYPE - POWER (W) - VOLTAGE (V) 12, 24, 36, 40, 48, 60, 72, 80 - MOTOR SPEED (n / min.) - MOTOR DIAMETER (mm.) - TYPE OF WINDING - TYPE OF FAN - NUMBER OF BRUSHES - TYPE OF PUMP 																																											
TYPE																																											
<div style="display: flex; justify-content: space-between;"> <div style="border: 1px solid black; padding: 2px;">EP</div> <div>Electro-hydraulic pump for lifting application</div> </div> <div style="display: flex; justify-content: space-between;"> <div style="border: 1px solid black; padding: 2px;">SE</div> <div>Electro-hydraulic pump for steering system</div> </div> <div style="display: flex; justify-content: space-between;"> <div style="border: 1px solid black; padding: 2px;">E</div> <div>Electro - hydraulic pump special type</div> </div>																																											
MOTOR DIAMETER																																											
We built electro-hydraulic pumps with following diameters: 102, 113, 125, 151, 191, 244. (mm.)																																											
TYPE OF WINDING																																											
We can supply: series wound RA or RB , compound wound NA , shunt wound PA and permanent magnet MP .																																											
TYPE OF FAN																																											
Identifiable from external appearance																																											
																																											
																																											
fan cooled motors motor without fan																																											
NUMBER OF BRUSHES																																											
<div style="border: 1px solid black; padding: 2px; display: inline-block;">Z</div> 2 brushes	<div style="border: 1px solid black; padding: 2px; display: inline-block;">Q</div> 4 brushes																																										
<div style="border: 1px solid black; padding: 2px; display: inline-block;">TB</div> 8 brushes	<div style="border: 1px solid black; padding: 2px; display: inline-block;">TC</div> 12 brushes																																										
TYPE OF PUMP: DISPLACEMENT, GROUP, ROTATION.																																											
<table border="1" style="width: 100%; border-collapse: collapse; text-align: center;"> <tr><td>1,1</td><td>1,4</td><td>1,7</td><td>2,1</td><td>2,5</td><td>3,2</td><td>3,7</td><td>4,3</td><td>4,8</td><td>5</td><td></td></tr> <tr><td>4</td><td>5,5</td><td>6,3</td><td>8</td><td>9,5</td><td>11,3</td><td>14</td><td>15,8</td><td>17</td><td>20,8</td><td>23,4</td></tr> <tr><td>22,5</td><td>26,4</td><td>33,7</td><td>39,4</td><td>42,7</td><td>51,4</td><td>60</td><td></td><td></td><td></td><td></td></tr> </table> <p style="margin-top: 5px;"><i>Displacements cm³/rev</i></p> <p style="margin-top: 5px;"><i>Group</i></p> <p style="margin-top: 5px;"><i>Rotation</i></p> <p>D Clockwise S Anticlockwise DS Reversible</p> <p style="margin-top: 10px;">V Gear pump with relief valve</p>	1,1	1,4	1,7	2,1	2,5	3,2	3,7	4,3	4,8	5		4	5,5	6,3	8	9,5	11,3	14	15,8	17	20,8	23,4	22,5	26,4	33,7	39,4	42,7	51,4	60					<table border="1" style="width: 100%; border-collapse: collapse; text-align: center;"> <tr><td>GR1</td><td>S</td><td>V</td></tr> <tr><td>GR2</td><td>S</td><td>V</td></tr> <tr><td>GR3</td><td>S</td><td>V</td></tr> </table> <div style="text-align: center; margin-top: 20px;">  </div>	GR1	S	V	GR2	S	V	GR3	S	V
1,1	1,4	1,7	2,1	2,5	3,2	3,7	4,3	4,8	5																																		
4	5,5	6,3	8	9,5	11,3	14	15,8	17	20,8	23,4																																	
22,5	26,4	33,7	39,4	42,7	51,4	60																																					
GR1	S	V																																									
GR2	S	V																																									
GR3	S	V																																									
ACCESSORIES AVAILABLE ON REQUEST																																											
<ul style="list-style-type: none"> <input type="checkbox"/> Start contactors <input type="checkbox"/> Foot mounting <input type="checkbox"/> Thermal protections and detectable wear systems <input type="checkbox"/> Multiple gear pumps 																																											

Company: Contact person:

Tel.: Fax: E-mail:

ELECTRO HYDRAULIC PUMPS ENQUIRY FORM

Dimensions of existing pumps:



A = mm.

B = mm

C = mm

L = mm

Diameter = mm

Electro Hydraulic Pump data :

FOR STEERING FOR LIFTING

POWER: WATT

VOLTAGE: VOLT

SPEED: r.p.m.

Pump displacement: cm³/rev. with relief valve

Max Working Pressure: bar

Max Oil Delivery: L/min

Type of winding: series wound Number of terminals 2 (1 speed)

compound wound 3 (2 speed)

shunt wound

permanent magnet

Duty Cycle: continuous S1

Short time S2 min.

intermittent periodic S3 %

Enclosure: IP 20 IP

ACCESSORIES:

Thermal protection 90°C 110°C 130°C

Brush detectable wear system

NOTES:

.....

.....

.....

Company: Contact person:
Tel.: Fax: E-mail:

D.C.- MOTOR ENQUIRY FORM

Many years of experience have indicated that for optimum cost, performance and reliability, a great many details are very important. Therefore before offering equipment we would ask you to complete the following details, and return the complete questionnaire to our Technical Dpt. at your earliest convenience.

POWER:	<input type="text"/>	WATT
VOLTAGE:	<input type="text"/>	VOLT
SPEED:	<input type="text"/>	r.p.m.
Type of winding:	<input type="radio"/> series wound	Number of terminals <input type="radio"/> 2 (1 speed)
	<input type="radio"/> compound wound	<input type="radio"/> 3 (2 speed)
	<input type="radio"/> shunt wound	
	<input type="radio"/> permanent magnet	
Duty Cycle:	<input type="checkbox"/> continuous S1	
	<input type="checkbox"/> Short time S2 <input type="text"/> min.	
	<input type="checkbox"/> intermittent periodic S3 <input type="text"/> %	
Enclosure:	<input type="radio"/> IP 20	<input type="radio"/> IP <input type="text"/>

ACCESSORIES:

<input type="checkbox"/> Thermal protection	<input type="checkbox"/> 90°C	<input type="checkbox"/> 110°C	<input type="checkbox"/> 130°C
<input type="checkbox"/> Brush detectable wear system			

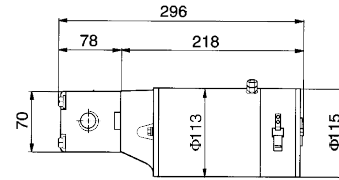
NOTES:

.....
.....
.....

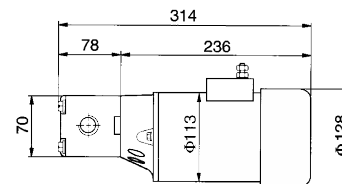
Contents

EP d = 113 - Electro-Hydraulic Pump	1.500 - 2.000 W	pag. 13
EP d = 125 - Electro-Hydraulic Pump	2.500 - 3.000 W	pag. 13
EP d = 151 - Electro-Hydraulic Pump	2.400 - 5.000 W	pag. 14 - 15
EP d = 191 - Electro-Hydraulic Pump	3.000 - 12.000 W	pag. 15 - 16
EP d = 244 - Electro-Hydraulic Pump	8.000 - 14.000 W	pag. 16

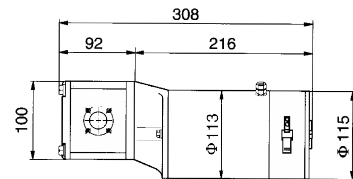
EP 101) EP - 1500 - 12 - 2100 - 113 - NA - NV - Q +... GR 1...
 EP 102) EP - 2000 - 24 - 2250 - 113 - NA - NV - Q +... GR 1...
 EP 103) EP - 2000 - 36 - 2100 - 113 - NA - NV - Q +... GR 1...
 EP 104) EP - 2000 - 48 - 2100 - 113 - NA - NV - Q +... GR 1...
 EP 105) EP - 2000 - 72 - 2100 - 113 - NA - NV - Q +... GR 1...
 EP 106) EP - 2000 - 80 - 2200 - 113 - NA - NV - Q +... GR 1...



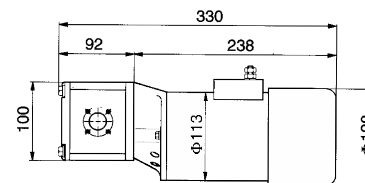
EP 107) EP - 1500 - 12 - 1750 - 113 - NA - VP1 - Q +... GR 1...
 EP 108) EP - 2000 - 24 - 2100 - 113 - NA - VP1 - Q +... GR 1...
 EP 109) EP - 2000 - 36 - 2100 - 113 - NA - VP1 - Q +... GR 1...
 EP 110) EP - 2000 - 48 - 2100 - 113 - NA - VP1 - Q +... GR 1...
 EP 111) EP - 2000 - 72 - 2100 - 113 - NA - VP1 - Q +... GR 1...
 EP 112) EP - 2000 - 80 - 2200 - 113 - NA - VP1 - Q +... GR 1...



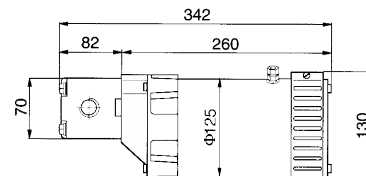
EP 113) EP - 2000 - 24 - 2100 - 113 - NA - NV - Q +... GR 2...
 EP 114) EP - 2000 - 36 - 2100 - 113 - NA - NV - Q +... GR 2...
 EP 115) EP - 2000 - 48 - 2100 - 113 - NA - NV - Q +... GR 2...
 EP 116) EP - 2000 - 72 - 2100 - 113 - NA - NV - Q +... GR 2...
 EP 117) EP - 2000 - 80 - 2200 - 113 - NA - NV - Q +... GR 2...



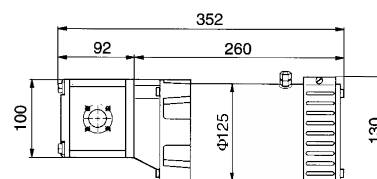
EP 118) EP - 2000 - 24 - 2100 - 113 - NA - VP1 - Q +... GR 2...
 EP 119) EP - 2000 - 36 - 2100 - 113 - NA - VP1 - Q +... GR 2...
 EP 120) EP - 2000 - 48 - 2100 - 113 - NA - VP1 - Q +... GR 2...
 EP 121) EP - 2000 - 72 - 2100 - 113 - NA - VP1 - Q +... GR 2...
 EP 122) EP - 2000 - 80 - 2200 - 113 - NA - VP1 - Q +... GR 2...



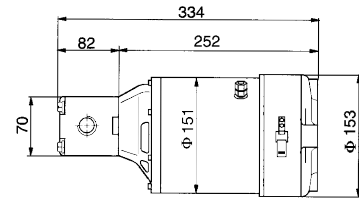
EP 123) EP - 2500 - 12 - 1550 - 125 - NA - VA - Q +... GR 1...
 EP 124) EP - 3000 - 24 - 1500 - 125 - NA - VA - Q +... GR 1...
 EP 125) EP - 3000 - 36 - 1500 - 125 - NA - VA - Q +... GR 1...
 EP 126) EP - 3000 - 48 - 1500 - 125 - NA - VA - Q +... GR 1...
 EP 127) EP - 3000 - 72 - 1500 - 125 - NA - VA - Q +... GR 1...
 EP 128) EP - 3000 - 80 - 1600 - 125 - NA - VA - Q +... GR 1...



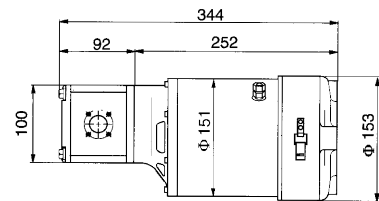
EP 129) EP - 2500 - 12 - 1550 - 125 - NA - VA - Q +... GR 2...
 EP 130) EP - 3000 - 24 - 1500 - 125 - NA - VA - Q +... GR 2...
 EP 131) EP - 3000 - 36 - 1500 - 125 - NA - VA - Q +... GR 2...
 EP 132) EP - 3000 - 48 - 1500 - 125 - NA - VA - Q +... GR 2...
 EP 133) EP - 3000 - 72 - 1500 - 125 - NA - VA - Q +... GR 2...
 EP 134) EP - 3000 - 80 - 1600 - 125 - NA - VA - Q +... GR 2...



- EP 135) EP - 2400 - 24 - 1850 - 151 - RA - NV - Q +... GR 1 ...
- EP 136) EP - 2400 - 36 - 1850 - 151 - RA - NV - Q +... GR 1 ...
- EP 137) EP - 2400 - 48 - 1900 - 151 - RA - NV - Q +... GR 1 ...
- EP 138) EP - 2400 - 72 - 1900 - 151 - RA - NV - Q +... GR 1 ...
- EP 139) EP - 2400 - 80 - 2000 - 151 - RA - NV - Q +... GR 1 ...

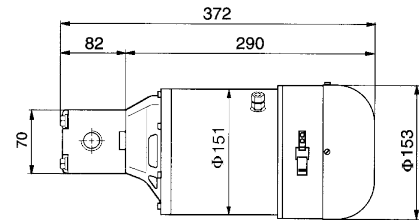


- EP 140) EP - 2400 - 24 - 1850 - 151 - RA - NV - Q +... GR 2...
- EP 141) EP - 2400 - 36 - 1850 - 151 - RA - NV - Q +... GR 2...
- EP 142) EP - 2400 - 48 - 1900 - 151 - RA - NV - Q +... GR 2...
- EP 143) EP - 2400 - 72 - 1900 - 151 - RA - NV - Q +... GR 2...
- EP 144) EP - 2400 - 80 - 2000 - 151 - RA - NV - Q +... GR 2...

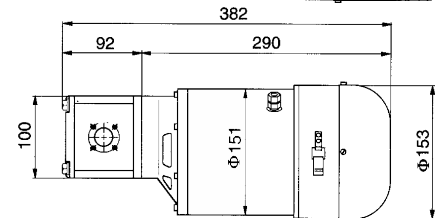


372

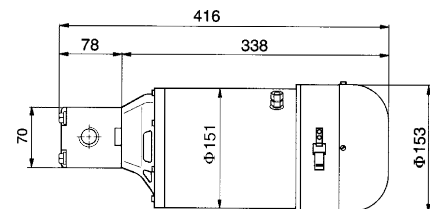
- EP 145) EP - 2400 - 24 - 1850 - 151 - RA - VP1 - Q +... GR 1 ...
- EP 146) EP - 2400 - 36 - 1850 - 151 - RA - VP1 - Q +... GR 1 ...
- EP 147) EP - 2400 - 48 - 1900 - 151 - RA - VP1 - Q +... GR 1 ...
- EP 148) EP - 2400 - 72 - 1900 - 151 - RA - VP1 - Q +... GR 1 ...
- EP 149) EP - 2400 - 80 - 2000 - 151 - RA - VP1 - Q +... GR 1 ...



- EP 150) EP - 2400 - 24 - 1850 - 151 - RA - VP1 - Q +... GR 2...
- EP 151) EP - 2400 - 36 - 1850 - 151 - RA - VP1 - Q +... GR 2...
- EP 152) EP - 2400 - 48 - 1900 - 151 - RA - VP1 - Q +... GR 2...
- EP 153) EP - 2400 - 72 - 1900 - 151 - RA - VP1 - Q +... GR 2...
- EP 154) EP - 2400 - 80 - 2000 - 151 - RA - VP1 - Q +... GR 2...

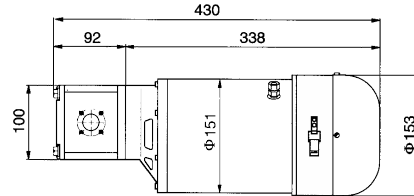


- EP 155) EP - 2000 - 12 - 1600 - 151 - RA - VP1 - Q +... GR 1...
- EP 156) EP - 2500 - 24 - 1380 - 151 - RA - VP1 - Q +... GR 1...
- EP 157) EP - 2500 - 36 - 1400 - 151 - RA - VP1 - Q +... GR 1...
- EP 158) EP - 2500 - 48 - 1450 - 151 - RA - VP1 - Q +... GR 1...
- EP 159) EP - 2500 - 72 - 1450 - 151 - RA - VP1 - Q +... GR 1...
- EP 160) EP - 2500 - 80 - 1500 - 151 - RA - VP1 - Q +... GR 1...



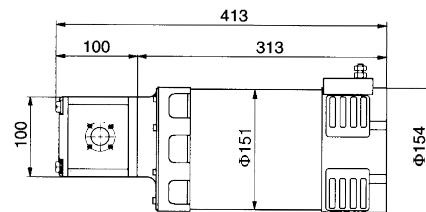
- EP 161) EP - 3000 - 24 - 1600 - 151 - RA - VP1 - Q +... GR 1...
- EP 162) EP - 3000 - 36 - 1600 - 151 - RA - VP1 - Q +... GR 1...
- EP 163) EP - 3000 - 48 - 1700 - 151 - RA - VP1 - Q +... GR 1...
- EP 164) EP - 3000 - 72 - 1900 - 151 - RA - VP1 - Q +... GR 1...
- EP 165) EP - 3000 - 80 - 2000 - 151 - RA - VP1 - Q +... GR 1...

EP 166) EP - 2000 - 12 - 1600 - 151 - RA - VP1 - Q +... GR 2...
 EP 167) EP - 2500 - 24 - 1380 - 151 - RA - VP1 - Q +... GR 2...
 EP 168) EP - 2500 - 36 - 1400 - 151 - RA - VP1 - Q +... GR 2...
 EP 169) EP - 2500 - 48 - 1450 - 151 - RA - VP1 - Q +... GR 2...
 EP 170) EP - 2500 - 72 - 1450 - 151 - RA - VP1 - Q +... GR 2...
 EP 171) EP - 2500 - 80 - 1500 - 151 - RA - VP1 - Q +... GR 2...



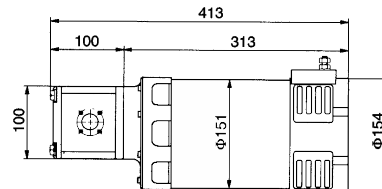
EP 172) EP - 3000 - 24 - 1600 - 151 - RA - VP1 - Q +... GR 2...
 EP 173) EP - 3000 - 36 - 1490 - 151 - RA - VP1 - Q +... GR 2...
 EP 174) EP - 3000 - 48 - 1700 - 151 - RA - VP1 - Q +... GR 2...
 EP 175) EP - 3000 - 72 - 1900 - 151 - RA - VP1 - Q +... GR 2...
 EP 176) EP - 3000 - 80 - 2000 - 151 - RA - VP1 - Q +... GR 2...

EP 177) EP - 2500 - 24 - 1400 - 151 - RA - VA - Q +... GR 2...
 EP 178) EP - 2500 - 36 - 1400 - 151 - RA - VA - Q +... GR 2...
 EP 179) EP - 2500 - 48 - 1450 - 151 - RA - VA - Q +... GR 2...
 EP 180) EP - 2500 - 72 - 1450 - 151 - RA - VA - Q +... GR 2...
 EP 181) EP - 2500 - 80 - 1500 - 151 - RA - VA - Q +... GR 2...

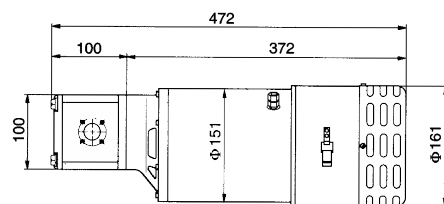


EP 182) EP - 3000 - 24 - 1600 - 151 - RA - V A - Q +... GR 2...
 EP 183) EP - 3000 - 36 - 1490 - 151 - RA - VA - Q +... GR 2...
 EP 184) EP - 3000 - 48 - 1700 - 151 - RA - VA - Q +... GR 2...
 EP 185) EP - 3000 - 72 - 1900 - 151 - RA - VA - Q +... GR 2...
 EP 186) EP - 3000 - 80 - 2000 - 151 - RA - VA - Q +... GR 2...

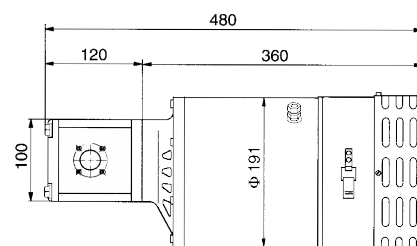
EP 187) EP - 4000 - 24 - 2000 - 151 - RA - VA - Q +... GR 2...
 EP 188) EP - 4000 - 36 - 1900 - 151 - RA - VA - Q +... GR 2...
 EP 189) EP - 4000 - 48 - 2000 - 151 - RA - VA - Q +... GR 2...
 EP 190) EP - 4000 - 72 - 1800 - 151 - RA - VA - Q +... GR 2...



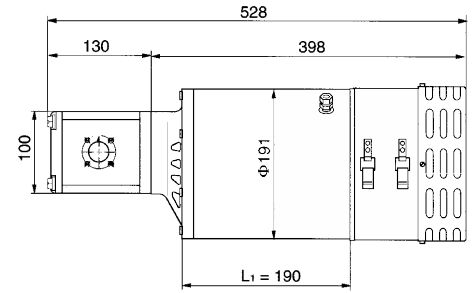
EP 191) EP - 4000 - 80 - 1850 - 151 - RA - VA - Q +... GR 2...
 EP 192) EP - 4500 - 24 - 2100 - 151 - RA - VP2 - TB +... GR 2...
 EP 193) EP - 4500 - 36 - 1900 - 151 - RA - VP2 - TB +... GR 2...
 EP 194) EP - 5000 - 48 - 1250 - 151 - RA - VP2 - TB +... GR 2...
 EP 195) EP - 5000 - 80 - 1800 - 151 - RA - VP2 - TB +... GR 2...




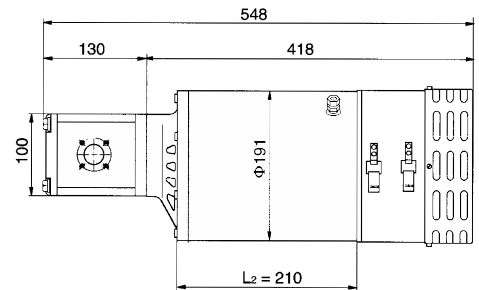
EP 196) EP - 3000 - 24 - 1800 - 191 - RA - VP2 - Q +... GR 2...
 EP 197) EP - 5000 - 36 - 2000 - 191 - RA - VP2 - Q +... GR 2...
 EP 198) EP - 5000 - 48 - 1900 - 191 - RA - VP2 - Q +... GR 2...
 EP 199) EP - 5000 - 72 - 1950 - 191 - RA - VP2 - Q +... GR 2...
 EP 200) EP - 5000 - 80 - 2100 - 191 - RA - VP2 - Q +... GR 2...
 EP 201) EP - 6000 - 72 - 1950 - 191 - RA - VP2 - Q +... GR 2...
 EP 202) EP - 6000 - 80 - 2200 - 191 - RA - VP2 - Q +... GR 2...
 EP 203) EP - 8000 - 72 - 1900 - 191 - RA - VP2 - Q +... GR 2...
 EP 204) EP - 8000 - 80 - 2000 - 191 - RA - VP2 - Q +... GR 2...



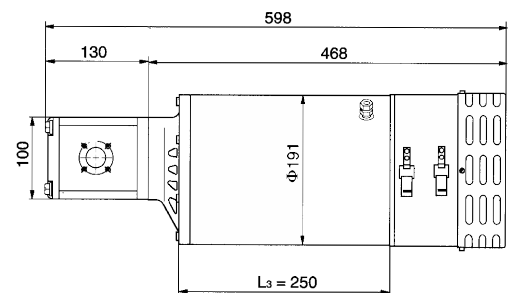
EP 206) EP - 5000 - 36 - 1900 - 191 - RA - VP2 - TB +... GR 2...
 EP 207) EP - 5000 - 48 - 1900 - 191 - RA - VP2 - TB +... GR 2...
 EP 208) EP - 5000 - 72 - 1950 - 191 - RA - VP2 - TB +... GR 2...
 EP 209) EP - 5000 - 80 - 2100 - 191 - RA - VP2 - TB +... GR 2...
 EP 210) EP - 6000 - 24 - 1500 - 191 - RA - VP2 - TB +... GR 2...
 EP 211) EP - 6000 - 36 - 1700 - 191 - RA - VP2 - TB +... GR 2...
 EP 212) EP - 6000 - 48 - 2080 - 191 - RA - VP2 - TB +... GR 2...
 EP 213) EP - 6000 - 72 - 1950 - 191 - RA - VP2 - TB +... GR 2...
 EP 214) EP - 6000 - 80 - 2200 - 191 - RA - VP2 - TB +... GR 2...
 EP 215) EP - 8000 - 48 - 1780 - 191 - RA - VP2 - TB +... GR 2...
 EP 216) EP - 8000 - 72 - 1900 - 191 - RA - VP2 - TB +... GR 2...
 EP 217) EP - 8000 - 80 - 2000 - 191 - RA - VP2 - TB +... GR 2...



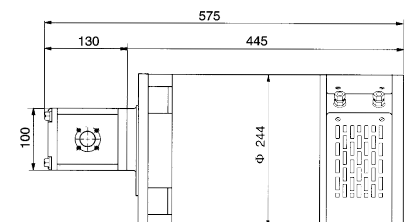
EP 218) EP - 5000 - 36 - 1800 - 191 - RA - VP2 - TB +... GR 2...
 EP 219) EP - 5000 - 48 - 1800 - 191 - RA - VP2 - TB +... GR 2...
 EP 220) EP - 5000 - 72 - 1850 - 191 - RA - VP2 - TB +... GR 2...
 EP 221) EP - 5000 - 80 - 1900 - 191 - RA - VP2 - TB +... GR 2...
 EP 222) EP - 6000 - 36 - 1650 - 191 - RA - VP2 - TB +... GR 2...
 EP 223) EP - 6000 - 48 - 1800 - 191 - RA - VP2 - TB +... GR 2...
 EP 224) EP - 6000 - 72 - 1850 - 191 - RA - VP2 - TB +... GR 2...
 EP 225) EP - 6000 - 80 - 2000 - 191 - RA - VP2 - TB +... GR 2...
 EP 226) EP - 8000 - 48 - 1500 - 191 - RA - VP2 - TB +... GR 2...
 EP 227) EP - 8000 - 72 - 1550 - 191 - RA - VP2 - TB +... GR 2...
 EP 228) EP - 8000 - 80 - 1700 - 191 - RA - VP2 - TB +... GR 2...
 EP 229) EP - 10000 - 48 - 1350 - 191 - RA - VP2 - TB +... GR 2...
 EP 230) EP - 10000 - 72 - 1300 - 191 - RA - VP2 - TB +... GR 2...
 EP 231) EP - 10000 - 80 - 1500 - 191 - RA - VP2 - TB +... GR 2...



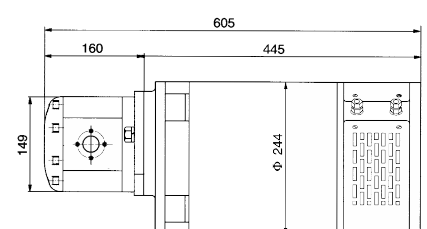
EP 232) EP - 10000 - 48 - 1600 - 191 - RA - VP2 - TB +... GR 2...
 EP 233) EP - 12000 - 72 - 1900 - 191 - RA - VP2 - TB +... GR 2...
 EP 234) EP - 12000 - 80 - 2200 - 191 - RA - VP2 - TB +... GR 2...



EP 238) EP - 8000 - 80 - 2000 - 244 - RA - VA - TB +... GR 2...
 EP 239) EP - 10000 - 48 - 1400 - 244 - RA - VA - TC +... GR 2...
 EP 240) EP - 10000 - 72 - 1550 - 244 - RA - VA - TC +... GR 2...
 EP 241) EP - 10000 - 80 - 1900 - 244 - RA - VA - TC +... GR 2...
 EP 242) EP - 14000 - 72 - 1300 - 244 - RA - VA - TC +... GR 2...
 EP 243) EP - 14000 - 80 - 1400 - 244 - RA - VA - TC +... GR 2...
 EP 244) EP - 14000 - 80 - 2000 - 244 - RA - VA - TC +... GR 2...



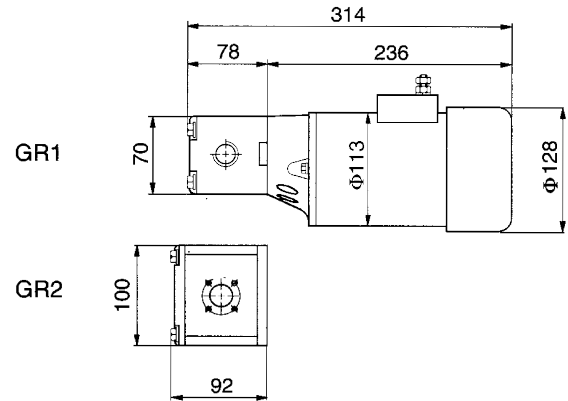
EP 245) EP - 8000 - 80 - 2000 - 244 - RA - VA - TB +... GR 3...
 EP 246) EP - 10000 - 48 - 1400 - 244 - RA - VA - TC +... GR 3...
 EP 247) EP - 10000 - 72 - 1550 - 244 - RA - VA - TC +... GR 3...
 EP 248) EP - 10000 - 80 - 1900 - 244 - RA - VA - TC +... GR 3...
 EP 249) EP - 14000 - 72 - 1300 - 244 - RA - VA - TC +... GR 3...
 EP 250) EP - 14000 - 80 - 1400 - 244 - RA - VA - TC +... GR 3...
 EP 251) EP - 14000 - 80 - 2000 - 244 - RA - VA - TC +... GR 3...



Contents

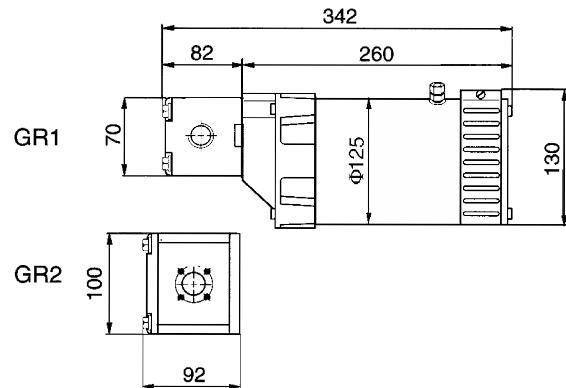
SE d = 113 - Electro-Hydraulic Pump 500 W	pag. 18
SE d = 125 - Electro-Hydraulic Pump 800 W	pag. 18
SE d = 151 - Electro-Hydraulic Pump 900 - 1.000 W	pag. 18 - 19
SE d = 151 - Electro-Hydraulic Pump 2.000 W	pag. 19
SE d = 191 - Electro-Hydraulic Pump 3.000 W	pag. 19

SE 000) SE - 500 - 12 - 2200 - 113 - MP - VP1 - Q +... GR 1...
 SE 001) SE - 500 - 24 - 2300 - 113 - MP - VP1 - Q +... GR 1...
 SE 002) SE - 500 - 36 - 2350 - 113 - MP - VP1 - Q +... GR 1...
 SE 003) SE - 500 - 48 - 2000 - 113 - MP - VP1 - Q +... GR 1...
 SE 004) SE - 500 - 60 - 2250 - 113 - MP - VP1 - Q +... GR 1...
 SE 005) SE - 500 - 72 - 2300 - 113 - MP - VP1 - Q +... GR 1...
 SE 006) SE - 500 - 80 - 2400 - 113 - MP - VP1 - Q +... GR 1...



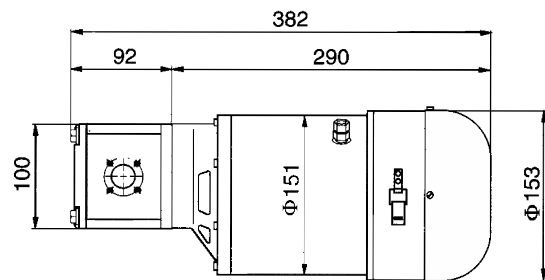
SE 007) SE - 500 - 24 - 2300 - 113 - MP - VP1 - Q +... GR 2...
 SE 008) SE - 500 - 36 - 2350 - 113 - MP - VP1 - Q +... GR 2...
 SE 009) SE - 500 - 48 - 2000 - 113 - MP - VP1 - Q +... GR 2...
 SE 010) SE - 500 - 60 - 2250 - 113 - MP - VP1 - Q +... GR 2...
 SE 011) SE - 500 - 72 - 2300 - 113 - MP - VP1 - Q +... GR 2...
 SE 012) SE - 500 - 80 - 2400 - 113 - MP - VP1 - Q +... GR 2...

SE 013) SE - 800 - 24 - 1150 - 125 - NA - VA - Q +... GR 1...
 SE 014) SE - 800 - 36 - 2000 - 125 - NA - VA - Q +... GR 1...
 SE 015) SE - 800 - 48 - 1640 - 125 - NA - VA - Q +... GR 1...
 SE 016) SE - 800 - 60 - 1580 - 125 - NA - VA - Q +... GR 1...
 SE 017) SE - 800 - 72 - 1600 - 125 - NA - VA - Q +... GR 1...
 SE 018) SE - 800 - 80 - 1700 - 125 - NA - VA - Q +... GR 1...

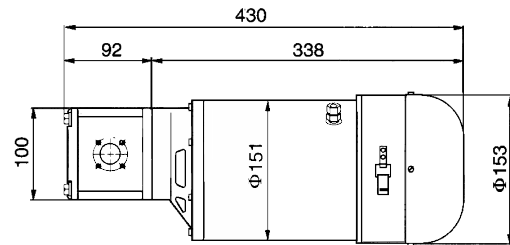


SE 019) SE - 800 - 24 - 1150 - 125 - NA - VA - Q +... GR 2...
 SE 020) SE - 800 - 36 - 2000 - 125 - NA - VA - Q +... GR 2...
 SE 021) SE - 800 - 48 - 1640 - 125 - NA - VA - Q +... GR 2...
 SE 022) SE - 800 - 60 - 1580 - 125 - NA - VA - Q +... GR 2...
 SE 023) SE - 800 - 72 - 1600 - 125 - NA - VA - Q +... GR 2...
 SE 024) SE - 800 - 80 - 1700 - 125 - NA - VA - Q +... GR 2...

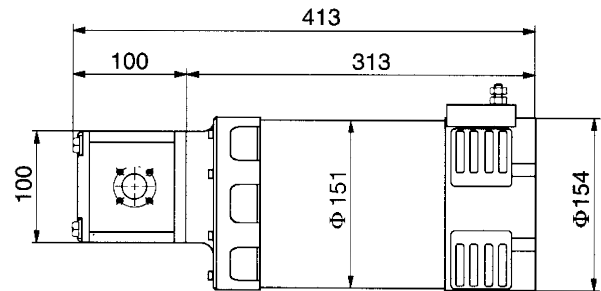
SE 025) SE - 900 - 24 - 1400 - 151 - PA - VP1 - Q +... GR 2...
 SE 026) SE - 900 - 36 - 1400 - 151 - PA - VP1 - Q +... GR 2...
 SE 027) SE - 900 - 48 - 1600 - 151 - PA - VP1 - Q +... GR 2...
 SE 028) SE - 900 - 60 - 1400 - 151 - PA - VP1 - Q +... GR 2...
 SE 029) SE - 900 - 72 - 1700 - 151 - PA - VP1 - Q +... GR 2...
 SE 030) SE - 900 - 80 - 1800 - 151 - PA - VP1 - Q +... GR 2...



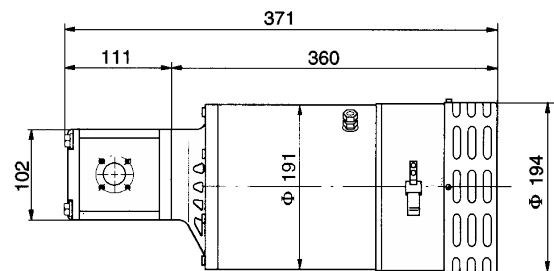
- SE 031) SE - 1000 - 12 - 1600 - 151 - PA - VP1 - Q +... GR 2...
- SE 032) SE - 1000 - 24 - 1200 - 151 - PA - VP1 - Q +... GR 2...
- SE 033) SE - 1000 - 36 - 1500 - 151 - PA - VP1 - Q +... GR 2...
- SE 034) SE - 1000 - 48 - 1500 - 151 - PA - VP1 - Q +... GR 2...
- SE 035) SE - 1000 - 60 - 1800 - 151 - PA - VP1 - Q +... GR 2...
- SE 036) SE - 1000 - 72 - 1400 - 151 - PA - VP1 - Q +... GR 2...
- SE 037) SE - 1000 - 80 - 1500 - 151 - PA - VP1 - Q +... GR 2...



- SE 038) SE - 2000 - 24 - 1700 - 151 - PA - VA - Q +... GR 2...
- SE 039) SE - 2000 - 36 - 1700 - 151 - PA - VA - Q +... GR 2...
- SE 040) SE - 2000 - 48 - 1700 - 151 - PA - VA - Q +... GR 2...
- SE 041) SE - 2000 - 60 - 1700 - 151 - PA - VA - Q +... GR 2...
- SE 042) SE - 2000 - 72 - 1700 - 151 - PA - VA - Q +... GR 2...
- SE 043) SE - 2000 - 80 - 1800 - 151 - PA - VA - Q +... GR 2...



- SE 050) SE - 3000 - 24 - 1500 - 191 - NA - VP2 - Q +... GR 2...
- SE 051) SE - 3000 - 36 - 1700 - 191 - NA - VP2 - Q +... GR 2...
- SE 052) SE - 3000 - 40 - 1600 - 191 - NA - VP2 - Q +... GR 2...
- SE 053) SE - 3000 - 48 - 1470 - 191 - NA - VP2 - Q +... GR 2...
- SE 054) SE - 3000 - 60 - 1800 - 191 - NA - VP2 - Q +... GR 2...
- SE 055) SE - 3000 - 72 - 1000 - 191 - NA - VP2 - Q +... GR 2...
- SE 056) SE - 3000 - 80 - 1300 - 191 - NA - VP2 - Q +... GR 2...



As HANSA-TMP has a very extensive range of products and some products have a variety of applications, the information supplied may often only apply to specific situations.

If the catalogue does not supply all the information required, please contact HANSA-TMP. In order to provide a comprehensive reply to queries we may require specific data regarding the proposed application.

Whilst every reasonable endeavour has been made to ensure accuracy, this publication cannot be considered to represent part of any contract, whether expressed or implied.

HANSA-TMP reserves the right to amend specifications at their discretion.

HANSA · TMP srl

Via M.L. King, 6 - 41122 MODENA (ITALY)
Tel: +39 059 415 711
Fax: +39 059 415 729 / 059 415 730
INTERNET: <http://www.hansatmp.it>
E-MAIL: hansatmp@hansatmp.it



**HYDRAULIC COMPONENTS
HYDROSTATIC TRANSMISSIONS
GEARBOXES - ACCESSORIES**